






Monday	Tuesday	Wednesday	Thursday	Friday
<p data-bbox="52 277 411 367">Watch a TV show or movie.</p> <ul data-bbox="86 483 380 773" style="list-style-type: none"><li data-bbox="163 483 302 516">• Title<li data-bbox="86 532 380 565">• Characters<li data-bbox="128 581 338 613">• Setting<li data-bbox="86 630 365 662">• Beginning<li data-bbox="128 678 331 711">• Middle<li data-bbox="163 727 302 760">• End	<p data-bbox="457 253 823 391">Use objects in your house to invent something.</p> <p data-bbox="491 456 789 545">Illustrate it and label it.</p>	<p data-bbox="865 354 1234 545">What do you look like? Use a mirror to draw and label yourself.</p>	<p data-bbox="1276 354 1633 391">Write a word that</p>	

ESL at Home K-2 Weeks 1-2

Use notebook paper to complete these activities. Do one each day!

Monday	Tuesday	Wednesday	Thursday	Friday
<p>Watch a TV show or movie.</p> <ul style="list-style-type: none"> • Title • Characters • Setting • Beginning • Middle • End 	<p>Use objects in your house to invent something.</p> <p>Illustrate it and label it.</p> 	<p>What do you look like? Use a mirror to draw and label yourself.</p> 	<p>Write a word that starts with every letter of the alphabet.</p> <p>Example:</p> <p>: apple</p> <p>: boy</p>	<p>Use a toothbrush to measure 5 things in your house.</p> 
Monday	Tuesday	Wednesday	Thursday	Friday
<p>Find 10 things that are . Draw them or write a list.</p> <p>Find 10 things that are . Draw them or write a list.</p> <p>Find 10 things that are . Draw them or write a list.</p>	<p>Stack cans and boxes to make a tower. Stand back and throw a small pillow to knock it down.</p> 	<p>Write a message to someone, then write it backwards. Ask them to figure it out!</p> <p>Example:</p>	<p>Write an acrostic poem using <u>your name</u>.</p> <p>Example:</p> <p>: Really fun</p> <p>: Outgoing</p> <p>: yellow hair</p>	<p>Watch two TV shows or movies and pick two characters. Draw a cartoon of them meeting each other.</p> 

Monday	Tuesday	Wednesday	Thursday	Friday
<p>Read a book to your family. Take turns retelling the story.</p>	<p>Make a T-chart. Make a list of opposites, like big and small, yes and no.</p>	<p>Find food in your house, like crackers or water bottles. Write or draw a math story problem.</p>	<p>Go outside. Tell someone what you see, hear, think, feel, and smell.</p>	<p>Choose an animal. Draw it and label its body parts. Write about how it moves.</p>

Monday	Tuesday	Wednesday	Thursday	Friday
<p>Create shadow shapes on the wall. How many different shapes can you make with your hands?</p>	<p>Use crackers or candy to write words you find in</p>			

Lunes	Martes	Miercoles	Jueves	Viernes
<p>Ver un programa de television o una pelicula .</p> <p>Lista:</p> <ul style="list-style-type: none">‡ Titulo‡ Personajes‡ Lugar‡ Comienzo‡ Medio‡ Fin	<p>Usar objetos en su casa para inventar algo .</p> <p>Dibuja y ponle una etiqueta .</p>	<p>Como te miras?</p>		

Segunda -feira	Terça-feira	Quarta -feira	Quinta -feira	Sexta-feira
<p>Ver um show (serie) ou filme . Lista: ‡ Titulo ‡ Personagens ‡ Configuarcoes /</p>				

ESL Guriga Fasalada K-2 Isbuuc 1-2

Waxaa isticmaashaa waraaqad si aad u dhamaystirtid casharada. Maalinkasta mid samee!

Isniin	Talaado	Arbaco	Khamiis	Jimce
<p>Daawo filin ama bandhig ka so galo TVga: Liis Ku Qor: Cinwaanka Jilayaasha Meesha lagu dhigay Bilowga Dhexda Dhamaadka</p>	<p>U isticmaal alaabada gurigaada inaad wax abuurto. Muuji oo calaamadee.</p>	<p>Sidee u egtahay? Isticmaal muraayad si aad isku sawirto, calaamad saar qaybo jirkaada ka mid ah.</p>	<p>Qor eray ka bilowda xaraf kasta oo alifbeetada ah. Tusaale: A: Apple B: Bat C: Cat</p>	<p>U isticmaal caday 5 waxyaabood oo gurigaada ah sidaad u cabirtid.</p>
Isniin	Talaado	Arbaco	Khamiis	Jimce
<p>Hel 10 waxyaabo oo culus. Sawir ama liis ka qor. Hel 10 shay oo guduudan . Sawir ama liis ka qor. Hel 10 waxyaabood oo jilicsan . Sawir ama liis ka qor.</p>	<p>Is dul saar dhawr gasacadood iyo bokisyo si aad u sameyso taalo dheer. Dib ooga istaag oo barkin yar ku tuur si aad u dumisid.</p>	<p>Qof u qor fariin, ka dibna gad gadaal u qor. Weydii inay fahmi karaan! Tusaale: I love you uoy evol I</p>	<p>Qor gabay hoos hoos u socda adoo isticmaalaya magacaaga. Tusaale: A: B: D: I: Xaraf kasto u heel sifo qeexeyso.</p>	<p>Daawo laba bandhig ama filimo oo TVga ka soo galo, markaas kabacdi labo jilayaasha ka mid ah dooro. Sawiro kartoon ah ka samee ayagoo kulmayaan.</p>

Isniin	Talaado	Arbaco	Khamiis	Jimce
U akhri buug qoyskaada. Qof kasta dib ha uga sheekeyo buuga.	Samee liis ka			

2-1 ESlat HomeK-2 Weeks

" ì ã Ÿ ß •	± ó ã § ß •	ï Ž ì ' - ÷ •	ï Ž › ü › ß •	å ó ç › û •
	Ñ £ Ý Û ' f © ' ' • - ã á © § — ³ Ù ³ Ô ç " ó ã ³	" • - ã á © § — ³ Ù ³ Ô ç " ó ã ³ — í á ³ - ß ê — ó ã ³ — í	Û - ç ã ò Ó ï Ž í ð ç Ò - Ë © Ž Ž ã ï ò . É • — § û ž ã Ó — í á ³ - ß ê — ó ã ³ — í	í ð ç Ò - Ë © Ž ž ã Ó — í á ³ - ß ê — ó ã ³ — í " ã ‹ Ž × å • í ç Ě • Ž ó » § " ß Á ' ¿ " " ó • © " ß Á ³ í ß • " ó Ž ì ç ß

ESL at Home K -2 Weeks 3-4

á í ó Ý Û © £ • " Á Ý ç ð • æ * ë Ý Ž ã Û ù • Ž Å £ ü ã ß • - — Ó © í f

" ì ã Ÿ ß •	± ó ã § ß •	ï Ž ì ' - ÷ •	ï Ž › ü › ß •	å ó ç › û •
<p>čã³ í á ž ě - - s • — ê ã³ Ÿ ĭ • Û - £ — — Ñ ó Û á • — í</p>	<p>- ' § f • - Ž § ß • ì é • - — Ž ã ì - ì • — ì - Û Ô Ñ ó Û á • — í</p>	<p>ò Ó á Ž ì Á ß • í f ó í Û³ ' ß • Ý é Ž ó ã ß • • Ž Ÿ Ž Ÿ - ¹ § à Û ĥ • ã á³ - • • ì Ž ê ã ž ó - ß • • Ž — ó í Û š ' © ì Ž ü ü › ß à Û f Ž ó Ô ó ç</p>	<p>å Ě ™ £ ' • í f • — Û • " » x</p>	

This project could not have happened without the incredible